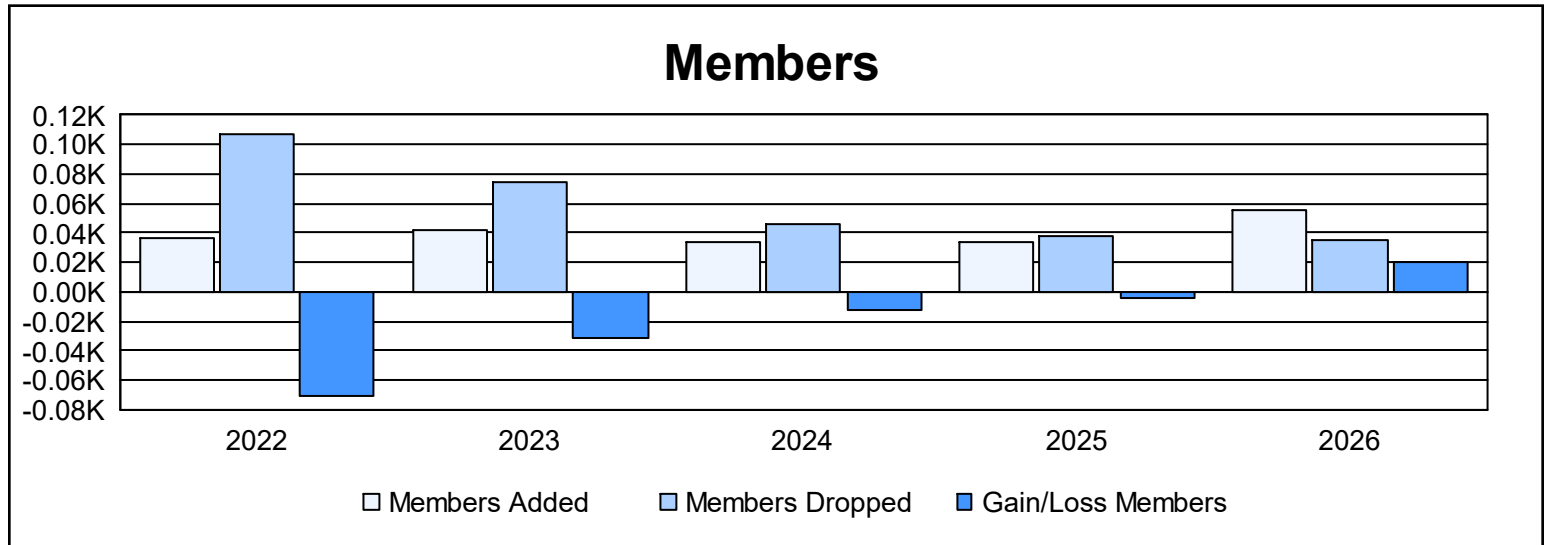
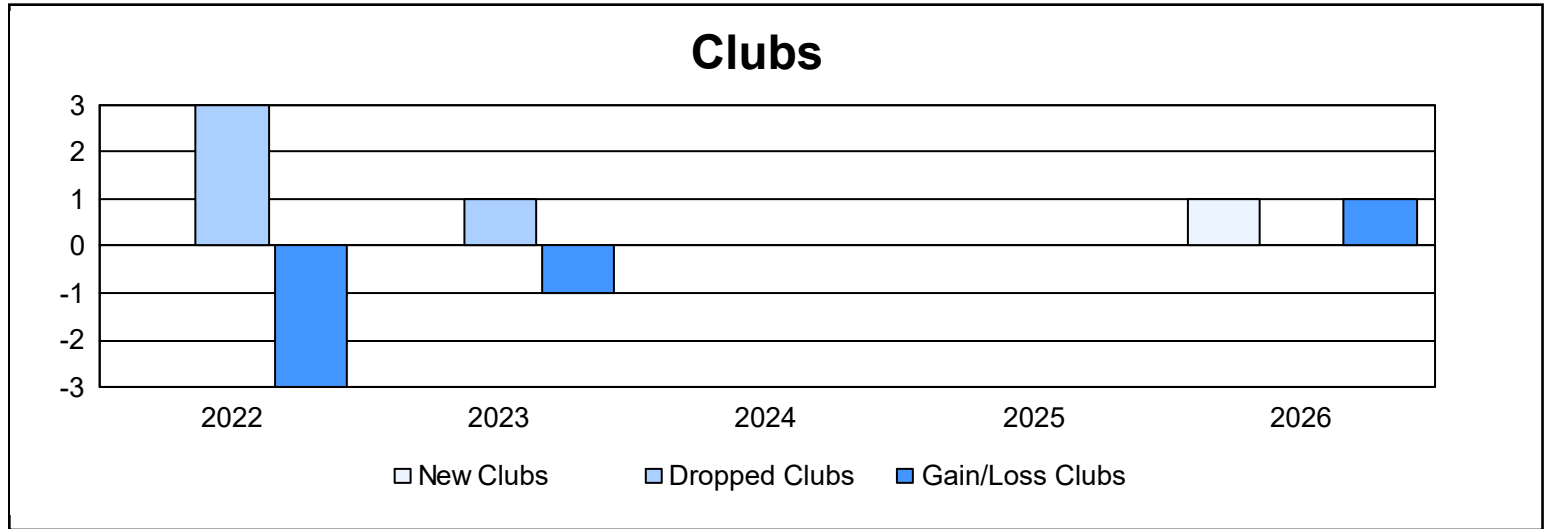
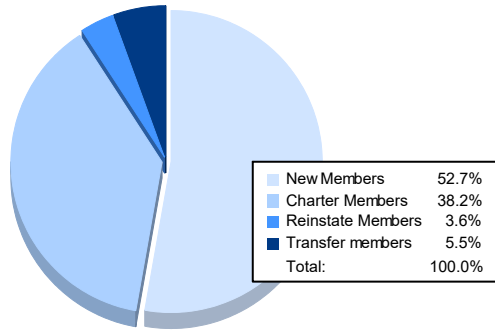


| Year | New Clubs | Dropped Clubs | Gain/ Loss Clubs | New Members | Charter Members | Reinstate Members | Transfer Members | Total Member Added | Total Members Dropped | Gain/ Loss Members |
|----------------|-----------|---------------|------------------|-------------|-----------------|-------------------|------------------|--------------------|-----------------------|--------------------|
| 2021-2022 | 0 | 3 | -3 | 23 | 0 | 11 | 2 | 36 | 107 | -71 |
| 2022-2023 | 0 | 1 | -1 | 36 | 0 | 4 | 2 | 42 | 74 | -32 |
| 2023-2024 | 0 | 0 | 0 | 34 | 0 | 0 | 0 | 34 | 46 | -12 |
| 2024-2025 | 0 | 0 | 0 | 34 | 0 | 0 | 0 | 34 | 38 | -4 |
| 2025-2026 | 1 | 0 | 1 | 29 | 21 | 2 | 3 | 55 | 35 | 20 |
| Average | 0 | 1 | -1 | 31 | 4 | 3 | 1 | 40 | 60 | -20 |



Membership Composition April 2026 Cumulative



Gender Composition April 2026 Cumulative

